




THE OFFICIAL

POKÉMON™

Handbook

By Maria S. Barbo







Gotta catch 'em all!

Your complete companion to all 150 Pokémon characters!





It's the video game, TV cartoon, and collectible toys that have the whole world going Pokémon crazy. If you're caught up in the Pokémon phenomenon, you gotta, gotta, *gotta* get the inside guide to each and every one of these megapopular pocket pals.

-  **THEY'RE ALL HERE!** — From Pikachu to Pidgeotto, Squirtle to Snorlax, Charmander to Caterpie.
-  **COMPLETE WITH EVERY STAT** — Who they'll blow away in battle, their special techniques, evolutionary style, and *more*.
-  **SECRET FACTS** — Did you know that the swirl on Poliwhirl's stomach changes direction when it evolves into Poliwhag? Lots more inside info!
-  **TRAINING TIPS** — Let a weaker Pokémon start a battle and then switch to another before it gets hurt. This is a quick way to build up a Pokémon's experience level.

It's everything you need to become the coolest Pokémon trainer, or the world's greatest Pokémon master!

**POKÉMON
FEVER IS
CATCHY!**

Cover and interior design: Lorraine Forte

ISBN 0-439-10397-5



10397



0 78073 00999 2



SCHOLASTIC INC.
RL 3 007-012

\$9.99 US
\$13.99 CAN

THE OFFICIAL

POKÉMONTM

Handbook

#10 CATERPIE

PRONUNCIATION:
CAT-ER-PEE

ELEMENT:
BUG

TYPE:
WORM

HEIGHT:
1' 0"

WEIGHT:
6 LBS

TECHNIQUES:
TACKLE,
STRING SHOT

**OTHER
TECHNIQUES:**
NONE

GOOD AGAINST:
GRASS,
PSYCHIC


BAD AGAINST:
GHOST, FLYING,
FIGHTING, FIRE

EVOLUTION:
NORMAL


EVOLVES AT LEVEL:
7

Pokédex Pick:

The first wild Pokémon Ash Ketchum ever caught was a Caterpie. Misty was terrified of it, just because it's a bug.



This sweet little Pokémon is a lot like a caterpillar. It has short feet with suction cups on the ends that allow it to climb walls and trees without getting tired. Its String Shot slows down Caterpie's enemies. It doesn't take Caterpie long to evolve. You may want to stop its evolution and build up its experience for a while. Once Caterpie changes into a Metapod, it will not be able to move.



#11 METAPOD

PRONUNCIATION:
MET-UH-POD

ELEMENT:
BUG

TYPE:
COCOON

HEIGHT:
2' 4"

WEIGHT:
22 LBS

TECHNIQUES:
HARDEN

**OTHER
TECHNIQUES:**
NONE


GOOD AGAINST:
GRASS,
PSYCHIC

BAD AGAINST:
GHOST, FLYING,
FIGHTING, FIRE


EVOLUTION:
NORMAL

EVOLVES AT LEVEL:
10

Metapod won't be in this form for a long time. But Caterpie needs to spend time as a Metapod before it can turn into a beautiful Butterfree. Just like a caterpillar in a cocoon, it can't move. Be sure to protect its weak and tender body from bird enemies like Pidgey and Spearow. Be patient with Metapod. A Butterfree is worth the wait!



#12 BUTTERFREE



Butterfree can fly! When fighting, Butterfree flaps its wings very fast, filling the air with toxic dust. Two of its favorite attacks are Sleep Powder which sends an enemy snoozing, and Stun Spore, which paralyzes an enemy so it can't move. Be sure to keep lots of Awakening potion in your first-aid kit before doing battle with this beautiful but dangerous Pokémon.

Pokédex Pick:

Regretting that trade you made? Trade it back. Most trainers understand the bond that develops between a person and her/his Pokémon. When Ash traded his Butterfree — the very first Pokémon he had evolved on his own — for a Raticate, he realized they had been through too much together to be apart. So he traded back for it.

PRONUNCIATION:
BUT-ER-FREE

ELEMENT:
BUG/FLYING

TYPE:
BUTTERFLY

HEIGHT:
3' 7"

WEIGHT:
71 LBS


TECHNIQUES:
NONE

OTHER TECHNIQUES:
**CONFUSION, POISON
POWDER, STUN
SPORE, SLEEP
POWDER,
SUPERSONIC,
WHIRLWIND,
PSYBEAM**


GOOD AGAINST:
**GRASS, BUGS,
PSYCHIC,
FIGHTING**

BAD AGAINST:
**GHOST, FLYING,
ELECTRIC,
ROCK, FIRE,
FIGHTING**

EVOLUTION:
NORMAL



#52 MEOWTH!



PRONUNCIATION:

ME-OWTH

ELEMENT:

NORMAL

TYPE:

SCRATCH CAT

HEIGHT:

1'4"

WEIGHT:

9 LBS

METHOD OF ATTACK:

SCRATCH,

GROWL

OTHER TECHNIQUES:

BITE, PAYDAY,

SCREECH,

FURY SWIPES,

SLASH

GOOD AGAINST:

NONE

BAD AGAINST:

GHOST, ROCK

EVOLUTION:

NORMAL

EVOLVES AT LEVEL:

28

Meowth is ferocious. As a member of the evil Team Rocket, its mission is to help Jesse and James capture and mistreat rare Pokémon. It especially wants Pikachu. Meowth is ambitious and crafty, but it misses important details in its hurry to attack — which always leads to its own failure.


Meowth adores round objects. It will even wander the streets at night looking for change. Its Payday technique gives its trainer extra money after each victory.

Pokédex Pick:

In the Pokémon cartoon, Meowth is the only Pokémon that can speak a human language. Meowth's motto is, "I'm the top cat around here!"



#53 PERSIAN



PRONUNCIATION:
PURR-SHIN
ELEMENT:
NORMAL

TYPE:
CLASSY CAT
HEIGHT:
3' 3"

WEIGHT:
71 LBS

TECHNIQUES:
**SCRATCH, GROWL,
BITE, PAYDAY,
SCREECH**

OTHER TECHNIQUES:
FURY SWIPES, SLASH

GOOD AGAINST:
NONE

BAD AGAINST:
ROCK

EVOLUTION:
NORMAL

Persian are very clever and powerful. They use Growl to lower an opponent's attack power before attacking with their own teeth and claws. They have beautiful fur that is admired by many people.

Pokédex Pick:

Giovanni, diabolical mastermind behind the evil Team Rocket, pampers his purring Persian pet.



#74 GEODUDE

PRONUNCIATION:
GEE-OH-DOOD
ELEMENT:
ROCK/GROUND

TYPE:
ROCK

HEIGHT:
1' 4"

WEIGHT:
44 LBS

TECHNIQUES:
TACKLE

OTHER TECHNIQUES:
DEFENSE CURL,
ROCK THROW,
SELF-DESTRUCT,
HARDEN,
EARTHQUAKE,
EXPLOSION

GOOD AGAINST:
FIRE, ICE, ELECTRIC,
POISON, ROCK,
FLYING

BAD AGAINST:
FIGHTING, GROUND,
GRASS


EVOLUTION:
NORMAL
EVOLVES AT:
25



Geodude rocks! It hangs out in fields and mountains. But unless you bother it, it probably won't move. In fact, most passers-by just think it's a rock or boulder. Not much fun — unless you're into the pet rock thing. Paint it multicolors and see if Geodude notices. Watch out, though. Geodude's rocklike skin makes it hard to attack — and almost impossible to capture.



#75 GRAVELER



Graveler moves by rolling down hills. It will also roll right over anything that gets in its way—without even slowing down or changing direction. As it evolves, Graveler's rocky skin grows layers of jagged scales.

PRONUNCIATION:
GRAV-EL-ER
ELEMENT:
ROCK/GROUND
TYPE:
ROCK
HEIGHT:
3' 3"
WEIGHT:
232 LBS
TECHNIQUES:
TACKLE,
DEFENSE CURL

OTHER TECHNIQUES:
ROCK THROW,
SELF-DESTRUCT,
HARDEN,
EARTHQUAKE,
EXPLOSION
GOOD AGAINST:
FIRE, ICE,
ELECTRIC,
POISON, ROCK
BAD AGAINST:
FIGHTING,
GROUND, GRASS
EVOLUTION:
TRADE




#76 GOLEM

PRONUNCIATION:
GOAL-UM
ELEMENT:
ROCK/GROUND
TYPE:
MEGATON
HEIGHT:
4' 7"
WEIGHT:
622 LBS
TECHNIQUES:
TACKLE,
DEFENSE CURL



OTHER TECHNIQUES:
ROCK THROW,
SELF-DESTRUCT,
HARDEN,
EARTHQUAKE,
EXPLOSION
GOOD AGAINST:
FIRE, ICE,
ELECTRIC,
POISON, ROCK
BAD AGAINST:
FIGHTING,
GROUND,
GRASS
EVOLUTION:
TRADE

Golem's massive size and great strength make it hard to collect. Dynamite blasts don't even hurt it. Golem are easier to spot in fields and mountains than Geodude or Graveler. It's hard to get Golem angry, but watch out if you do! They are fierce fighters when provoked. Once a year, Golem shed their bedrock shell and get even bigger. You'll have to trade a Graveler with a friend in order to evolve it into a Golem.



TOP TEN WAYS TO CARE FOR YOUR POKÉMON

10. Take it to the nearest Pokémon Center regularly for a free checkup and a complete healing. Every major city has one. Always make sure your Pokémon is well rested and in good health before a major battle.



9. Trade it with a friend. The more new life experiences your Pokémon has the stronger and smarter it will become. Then you can trade back.

8. Keep a well-stocked first-aid kit. Battles, even for play, cause cuts, scrapes, and bruises. Every town has a Poké Mart where you can buy these supplies, but the Celadon City Department Store is the best stocked. A good first-aid kit includes:

Awakening Potion — wakes up a Pokémon that has been put to sleep

Antidote — cures poisonous stings

Paralyze Heal — loosens up a Pokémon that can't move

Burn Heal — soothes painful burns left by Fire elements

Potions — heal wounds in general







Revive — wakes up Pokémon that have fainted

Ice Heal — defrosts frozen Pokémon

7. Start off slowly. Don't try to fight another trainer too soon. Build up your Pokémon's experience through small competitions with wild Pokémon. When you are ready to take on another trainer, make sure your Pokémon and the trainer's Pokémon have a similar amount of experience.



6. Practice. Let a new or less experienced Pokémon start off a big battle. Then replace it with a stronger Pokémon before it gets too hurt. Quick, safe battles are a good way to build up a Pokémon's experience.



5. Stay smart. Make sure you know everything you can about your Pokémon before you decide how to raise it. Each Pokémon is special and has different needs.

4. Take your Pokémon to the museum. There's a great museum of science in Pewter City with an exhibit of extinct Pokémon bones. A definite must-see!

